

# EOFY 20/21 – BACKTESTING

## (DAILY TIMEFRAME)



### BTC VS USDT

Trade 1	Trade 2	Trade 3	Trade 4	Trade 5	Trade 6
+8%	+339%				



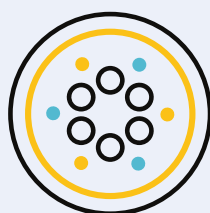
### ETH VS USDT

Trade 1	Trade 2	Trade 3	Trade 4	Trade 5	Trade 6
+540%					



### AAVE VS USDT

Trade 1	Trade 2	Trade 3	Trade 4	Trade 5	Trade 6
+550%	-22%	-20%			



### ADA VS USDT

Trade 1	Trade 2	Trade 3	Trade 4	Trade 5	Trade 6
+940%	-5%				



### ANKR VS USDT

Trade 1	Trade 2	Trade 3	Trade 4	Trade 5	Trade 6
+1346%					



### BNB VS USDT

Trade 1	Trade 2	Trade 3	Trade 4	Trade 5	Trade 6
+16%	-10%	-12%	-19%	+931%	



### BNT VS USDT

Trade 1	Trade 2	Trade 3	Trade 4	Trade 5	Trade 6
-34%	+481%	-19%			




### CELR VS USDT

Trade 1	Trade 2	Trade 3	Trade 4	Trade 5	Trade 6
-13%	+812%				



### DOT VS USDT

Trade 1	Trade 2	Trade 3	Trade 4	Trade 5	Trade 6
+0%	+250%	-44%			




### EGLD VS USDT

Trade 1	Trade 2	Trade 3	Trade 4	Trade 5	Trade 6
+1515%					



### ENJ VS USDT

Trade 1	Trade 2	Trade 3	Trade 4	Trade 5	Trade 6
-24%	-1%	+1242%			



### FTM VS USDT

Trade 1	Trade 2	Trade 3	Trade 4	Trade 5	Trade 6
+1361%	-42%				



### HBAR VS USDT

Trade 1	Trade 2	Trade 3	Trade 4	Trade 5	Trade 6
-15%	+565%				



### KSM VS USDT

Trade 1	Trade 2	Trade 3	Trade 4	Trade 5	Trade 6
+813%	-36%				

# EOFY 20/21 – BACKTESTING

## (DAILY TIMEFRAME)



### LINK VS USDT

Trade 1	Trade 2	Trade 3	Trade 4	Trade 5	Trade 6
-5%	+71%	-21%			



### LTC VS USDT

Trade 1	Trade 2	Trade 3	Trade 4	Trade 5	Trade 6
+2%	+224%	-9%			



### MATIC VS USDT

Trade 1	Trade 2	Trade 3	Trade 4	Trade 5	Trade 6
-4%	-5%	+3809%			



### OGN VS USDT

Trade 1	Trade 2	Trade 3	Trade 4	Trade 5	Trade 6
-27%	+800%				



### RUNE VS USDT

Trade 1	Trade 2	Trade 3	Trade 4	Trade 5	Trade 6
+2248%					



### SAND VS USDT

Trade 1	Trade 2	Trade 3	Trade 4	Trade 5	Trade 6
+1102%					



### SOL VS USDT

Trade 1	Trade 2	Trade 3	Trade 4	Trade 5	Trade 6
-26%	+1737%				




### SRM VS USDT

Trade 1	Trade 2	Trade 3	Trade 4	Trade 5	Trade 6
+291%					



### SUSHI VS USDT

Trade 1	Trade 2	Trade 3	Trade 4	Trade 5	Trade 6
+818%	-26%				



### THETA VS USDT

Trade 1	Trade 2	Trade 3	Trade 4	Trade 5	Trade 6
+3473%					



### TRX VS USDT

Trade 1	Trade 2	Trade 3	Trade 4	Trade 5	Trade 6
-3%	+146%				



### UNI VS USDT

Trade 1	Trade 2	Trade 3	Trade 4	Trade 5	Trade 6
+742%					



### VET VS USDT

Trade 1	Trade 2	Trade 3	Trade 4	Trade 5	Trade 6
+18%	+581%				



### ZRX VS USDT

Trade 1	Trade 2	Trade 3	Trade 4	Trade 5	Trade 6
-5%	+247%				

# EOFY 20/21 – BACKTESTING

## (12 HOURLY TIMEFRAME)



### BAT VS USDT

Trade 1	Trade 2	Trade 3	Trade 4	Trade 5	Trade 6
+10%	+7%	-20%	+400%	-17%	



### CAKE VS USDT

Trade 1	Trade 2	Trade 3	Trade 4	Trade 5	Trade 6
+133%					



### CHZ VS USDT

Trade 1	Trade 2	Trade 3	Trade 4	Trade 5	Trade 6
+15%	+6%	+23%	+1559%	-10%	-25%



### COMP VS USDT

Trade 1	Trade 2	Trade 3	Trade 4	Trade 5	Trade 6
+12%	-14%	+262%	+0%	+26%	+9%***



### FIL VS USDT

Trade 1	Trade 2	Trade 3	Trade 4	Trade 5	Trade 6
-23%	+470%				



### GRT VS USDT

Trade 1	Trade 2	Trade 3	Trade 4	Trade 5	Trade 6
+347%	-2%				



### HOT VS USDT

Trade 1	Trade 2	Trade 3	Trade 4	Trade 5	Trade 6
+18%	-13%	+8%	+8%	+1840%	



### LUNA VS USDT

Trade 1	Trade 2	Trade 3	Trade 4	Trade 5	Trade 6
+4785%	-15%	-3%			



### NEO VS USDT

Trade 1	Trade 2	Trade 3	Trade 4	Trade 5	Trade 6
+49%	-10%	+1%	+126%	+83%	



### ONE VS USDT

Trade 1	Trade 2	Trade 3	Trade 4	Trade 5	Trade 6
+90%	+5%	+2345%	-20%		



### RVN VS USDT

Trade 1	Trade 2	Trade 3	Trade 4	Trade 5	Trade 6
-7%	+0%	+5%	+1123%	-29%	



### XRP VS USDT

Trade 1	Trade 2	Trade 3	Trade 4	Trade 5	Trade 6
-5%	+87%	-24%	+34%	+100%	-26%

Notes:

- Timeframe is if you had started on July 1st 2020 and went into every bull marker trade after that point.
- Active bulls or trades at July 1st, 2020 were passed and not include (as per strategy).
- Asterix (\*\*\*) means trade or coin is yet to complete trade
- Trades rounded to whole numbers.